





WHERE CAN I PLAY?

Playground Areas and Rules



Safe Play Areas

Blackbutt Square



Please note:

- These areas are for passive play ONLY
- This area is for walking ONLY
- Garden beds are out of bounds
- Play in an area away from the toilets

Mulch Area

Grey Seats Area



More Safe Play Areas

Infants Quadrangle

Please note:

- This area is for Kindergarten and Year 1 students
- Classrooms and verandahs are out of bounds
- Play away from the toilets



Top playground

Please note:

Running is allowed when part of a smaller game (handball, etc)

Still More Safe Play Areas

Sports Field



(Only when rostered)

Please note:

- Running games allowed
- If a ball goes beyond the boundaries seek teacher's permission before you go to fetch it
- Area beyond tennis court is out of bounds



The Library

A safe, quiet and cool place to visit during 2nd half lunch.



The Adventure Playground



Rostered areas for play at recess and 2nd half lunch

The Sand Pit and Car Track – not on a Friday



Where can I play after the morning bell at 8:50 am?

- You must first place your bag near your classroom and then you must go straight away to the correct playground area.
- Kinder and Year 1 students play in the Infants quadrangle.
- Years 2 and 3 students play on the top quad.
- Years 4, 5, and 6 students are allowed to play on the sports field after the morning bell.
- When the 9:13am warning bell rings all students walk to their class assembly area and wait for the 9:15am bell and the teacher.
- The mulch and adventure playgrounds are out of bounds





What toilets do I use at school ?



- All students in Years 2-6 use the **senior toilets.**



- All students in Kindergarten and Year 1 use the **infants toilets.**



Where do I eat my lunch?



Kindergarten - Students you must:

- Wear a hat: 'No hat no play'
- Sit quietly on the verandah and eat your lunch
- Wait until the teacher tells you before you:
 - Place anything in the bin
 - Leave the area to play
 - Always return your lunch boxes and drink bottles to your class basket before leaving the area
 - Make sure the verandah is clean and tidy before you go to play



Years 1 and 2 – The COLA (Covered Outdoor Learning Area)

Students you must:

- Sit quietly in the class circle under the shelter to eat your lunch
- Wait until the teacher gives you permission before you:
 - Place anything in the bin or lunch basket
 - Leave the area to play
- Always return your lunch boxes and drink bottles to your class basket before leaving the area
- Check your area is clear of all rubbish before you leave



Year 3 – The Mulch Area



Students you must:

- Sit quietly on the wooden seats or picnic shelter benches to eat your lunch;
- Wait until the teacher gives you permission before you:
 - Place anything in the bin or place your lunch box into your class basket
 - Leave the area to play
- Always return your lunch boxes and drink bottles to your class basket before leaving the area
- Check your area is clear of all rubbish before you leave



Years 4, 5 and 6 – The Grey Seats Area



Students:

- Sit quietly on the brown or the silver seats and to eat lunch;
- May be allowed to sit on the artificial turf; on the verandahs of the ICT 2 and 3 building; in Blackbutt Square and on the asphalt handball courts;
- Wait until the teacher gives permission before you:
 - Place anything in the bin
 - Leave the area to play
- Always return your lunch boxes and drink bottles to your class basket before leaving the area
- Check your area is clear of all rubbish before you go



Where can I walk through, but NOT play?



Area from boardwalk to
Blackbutt Square



Area between the
library and B block



Area between infants
toilets and lunch shelter

Walkway to block A



Walkways



More 'walk through ONLY' areas



Walkway
between 'K'
and 'F'
Block



Walkways from
pool to change
rooms



Any other 'walk through ONLY' areas?



From the basketball court



To the basketball court




Walkway to the office and Years 3 and 4 classrooms



Where are the 'out of bounds' areas?



ALL verandahs
and stairways
and steps, such
as these



**LOOK FOR THE ORANGE PAINTED LINES:
DO NOT CROSS**



More 'out of bounds' areas...



Walkways to
ICT1 and the
bridge

Behind the hall



Stairs to the
band rooms

The area behind
this handball
court near the
enrichment room



Stairwells
inside
buildings



And still more....



All garden beds,
unless they have
“stepping stones”



The balcony in
front of the
disabled toilet



The bell, the rock
the log and the
garden bed



Haven't finished yet!



The amphitheatre, bush classroom, teachers' carparks and areas behind WOOSH are out of bounds.



Where do I sit if I am at school before 8:50 am?



If students arrive before the first morning bell (8:50 am), they must wait in these shelters (ONLY these two) until the bell is rung.

Bags cannot be left near classrooms until after the bell has been rung.

Students going to band tutorials or rehearsals before 8:50 am must take their bags with them. Bags can only be left near classrooms after 8:50 am



Remember these basic playground rules.....

- Always talk politely to the teacher
- Always talk in a friendly manner to other students
- Always play in the correct area
- **Always wear your hat when outside**
- Always place any rubbish in the bin; or, keep in your lunch box
- Always remember your manners when buying items at the canteen
- Always play safely with others
- Always return your lunch box and drink bottle to your class basket before you go to play at lunch
- Use the correct toilets
- Ask the teacher if you are not sure about out of bounds areas
- Always walk in 'walk only' areas

